











**Aughton Christ Church English Curriculum Map 2023 - 2024**  
**Year Group 2**

	Autumn 1 7 weeks	Autumn 2 8 weeks	Spring 1 5 weeks	Spring 2 7 weeks	Summer 1 6 weeks	Summer 2 7 weeks
<b><u>Cross Curricular Theme</u></b>	Fire, Fire!		Brilliant Books...		Home and Away.	
<b><u>Class Novel</u></b> <b><u>Reading for Pleasure</u></b>	The Great City, A city of Flame by Ann Turnball.		Brilliant Book Award Project		Brilliant Book Award Project Class lead class novel.	
<b><u>Core English Text</u></b>	 The Way home for Wolf by Rachel Bright.  Wolves by National Geographic.	Poems with a structure, acrostic poems.  Paddington by Michael Bond	 The Jumbles by Edward Lear  Trust me Jack Beanstalk Stink's by Eric Braun.	Persuasive adverts  Marv and the Mega Robots by Alex Falase- Koya.	 Robots by National Geographic.	 The Kitchen Disco/ The Bathroom Boogie/ The Veg Patch Party by Clare Foges.  The Owl who is afraid of the dark by Jill Tomlinson
<b><u>Unit 1, Text type Audience and Purpose</u></b>	<b>Text Type:</b> Stories with a theme <b>Purpose:</b> To write an alternative ending	<b>Text Type:</b> Poems with a structure <b>Purpose:</b> To write own acrostic poem	<b>Text Type:</b> Classic Poetry <b>Purpose:</b> To write a poem based on a classic. <b>Audience:</b>	<b>Text Type:</b> Persuasive adverts <b>Purpose:</b> To design and write a persuasive leaflet.	<b>Text Type:</b> Explanation Text <b>Purpose:</b> To write an explanation text	<b>Text Type:</b> Poem as a theme <b>Purpose:</b> To create a new poem with as



**Aughton Christ Church English Curriculum Map 2023 - 2024**  
**Year Group 2**

	<b>Audience:</b> Share with Year 1 children	<b>Audience:</b> Share in assembly	Read to reception children	<b>Audience:</b> Year 5	about how robots work. <b>Audience:</b> To create a Year 2 non-fiction book.	similar theme following a structure. <b>Audience:</b> Share in assembly
<b>Key Skills, writing unit:</b>	Sentences demarcated using full stops, capital letters and finger spaces. Use of conjunctions – and, but, so.	Use specific text features to write for a range of audience and purpose. Use of compound sentences. To write a simple poem based on a model.	Use sentences with different forms. Select, generate and effectively use verbs. To write a verse/poem using a classic model.	Use of command sentences. Commas in a list. Present tense Rhetorical questions Effective noun phrases. Use of subordination for time – when. Use of adjectives	To use present tense. Questions can be used to form titles. Question marks used to denote Questions. Use of conjunctions – so, because.	Select, generate and effectively use adjectives. To write a simple poem based on a model. To edit and improve own writing in relation to audience and purpose.
<b>Unit 2, Text type Audience and Purpose</b>	<b>Text Type:</b> Non-chronological report <b>Purpose:</b> To a Year 2 non-fiction book <b>Audience:</b> Share with Reception children	<b>Text Type:</b> Recount letters <b>Purpose:</b> To write a letter from recounting key events. <b>Audience:</b> Display in classroom.	<b>Text Type:</b> Traditional tales with a twist <b>Purpose:</b> To write a simple narrative using ‘story language’ to create a purposeful sounding writing. <b>Audience:</b> To read to Year 1 children	<b>Text Type:</b> Stories with a familiar setting <b>Purpose:</b> To write as simple narrative using characters, settings and events imagined or real. <b>Audience:</b> Year 5	<b>Text Type:</b> Explanation Text <b>Purpose:</b> To write an explanation text about how robots work. <b>Audience:</b> To create a Year 2 non-fiction book.	<b>Text Type:</b> Stories by the same author <b>Purpose:</b> To create an alternative ending by sequencing events to create tenses that make sense. <b>Audience:</b> Send to the author.



**Aghton Christ Church English Curriculum Map 2023 - 2024**  
**Year Group 2**

<p><b><u>Key Skills, writing unit:</u></b></p>	<p>Use of present or past tense throughout.          Questions can be used to form titles.          Question marks are used to denote questions.          Use of conjunctions</p>	<p>Personal retelling often uses the first person and past tense.          Use of co-ordinating conjunctions and subordination for time.          Use of exclamation marks.</p>	<p>To use conjunction to form compound sentences.          To use subordination to create complex sentences – using subordination for time.          To use apostrophe for contraction.          Verbs used for effect          Adjectives used to aid description.</p>	<p>Use of conjunctions and subordination for time and reason.          Past progressive verbs.          Apostrophe for possession          Adjectives and comparative adjectives used to aid description.</p>	<p>To use past or present throughout.          To use specific text features for a range of audiences and purpose.          To use questions to form title.          To use question marks to denote questions.          Use of compound sentences and some complex sentences.</p>	<p>To use conjunctions to create compound sentences.          To use subordination for time and reason – when, because.          Noun phrases.          To write stories in the third person or past tense.          Use of apostrophe for contraction and possession.</p>
<p><b>Cross Curricular Writing (Text types revisited)</b></p>	<p>Science:          Non-chronological report</p>	<p>History:          Recount letters</p>		<p>School trip <small>(science link)</small>:          To write a persuasive advert.</p>	<p>Science:          Explanation text</p>	